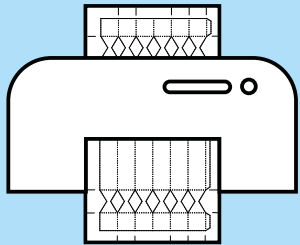


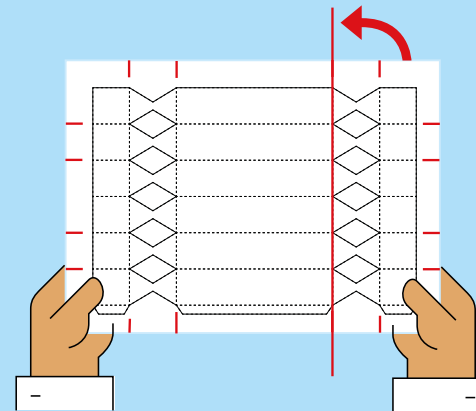
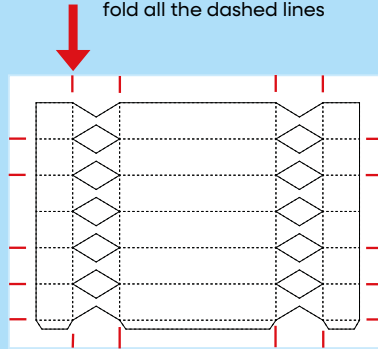
# make your own Christmas cracker Instructions

Why not to fill up your cracker with sweets and give it as a **christmas present** to your friends & family!

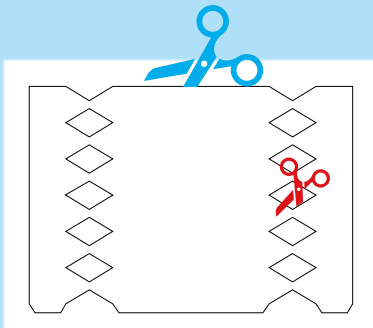
- 1** **Print**  
download and print your cracker



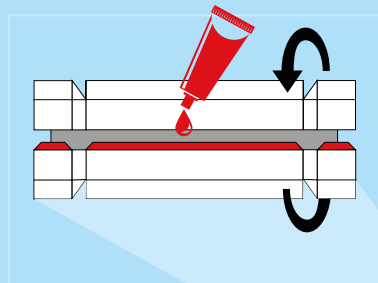
- 2** **Folding**  
use the lines as guides to fold your cracker  
fold all the dashed lines



- 3** **Cut**  
cut around the edges and diamonds



- 4** **Glue**  
Join both ends and glue them



**Well done!**  
Finalise with a festive bow  
to close your cracker

